

Modelling Clays

Original Sculpey

The original Polyform products oven bake clay! Sculpey is soft and pliable, works and feels like ceramic clay, but will not dry out when exposed to air. Shape it into your desired form and bake according to package instructions. Once cool, it can be sanded, drilled, carved, and painted with water-based acrylics or Sculpey brand glaze. It's ideal for sculpture and children's projects.

White available in these sizes

S2 White – 795 gm (1.75lb)

S8 White – 3.6 kilo (8lb)

S24 White – 10.5 kilo (24lb)

Terracotta available in this size

S2T Terracotta – 795 gm (1.75lb)



Super Sculpey

- The Ultimate Sculpting Compound!
- Used by Movie Studios and Professionals Worldwide
- A Favourite with Doll Makers

Available in these sizes

SS1 – 450gm (1lb box)

SS8 – 3.6 kilo (8lb)

SS24 – 10.5 kilo (24lb box)

History

In response to the popularity of Sculpey, Super Sculpey was formulated. Users required clay of greater tensile strength and Super Sculpey was the answer.

Characteristics

In colour, Super Sculpey is a translucent pink-beige only. Like Sculpey, Super Sculpey is an easy to condition polymer requiring minimal hand kneading or rolling through a pasta machine to prepare for use. It features fine tooling and detailing characteristics, and does not "fill in" after tooling. If you opt to paint your cured piece, we recommend acrylic paint or the application of water-based glaze prior to painting with oils. Paint should be applied in thin washes rather than thick coats for the best paint to clay bond. After curing, Super Sculpey bakes to a ceramic-like hardness and can be sanded to a fine smoothness.

Curing

Super Sculpey should be cured in a preheated 130 degree C (275 degree F) oven for 15 minutes per quarter inch of thickness. **DO NOT MICROWAVE.** For example, a piece of ½" thickness would be cured for 30 minutes. The layering method is recommended for larger pieces of construction.

Use

The translucent pink-beige colour has made Super Sculpey the favoured polymer of many art doll makers. Because of the fine tooling and detailing characteristics of Super Sculpey, it is frequently the chosen clay for making prototypes from which moulds are made from the Super Sculpey sculptures; then reproductions are made using the moulds. Additionally, artists are producing finely detailed finished sculptures using Super Sculpey.

Storage

Sculpey polymer clay products should remain fresh if properly stored in a cool place, away from heat and direct sunlight



Modelling Clays

Sculpey Living Doll Modelling Compound

Sculpey Living Doll is an outstanding clay with excellent sculpting properties and is used by doll makers worldwide.

It comes in a lovely flesh colour that is slightly translucent to simulate human flesh. The soft texture is smoothable and easy to work.

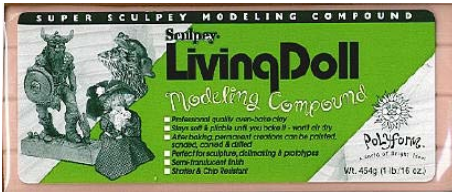
This clay is extremely strong after baking.

The clay can be tinted with coloured clays from the Premo Sculpey range to make ethnic skin mixtures of all kinds.

PPZSLD1 – Beige - 454 gms (1lb)

PPZSLD2 – Brown - 454 gms (1lb)

PPZSLD3 – Light - 454 gms (1lb)



- Professional quality oven bake clay
- Stays soft and pliable until you bake it – won't air dry
- After baking, permanent creations can be painted, sanded, carved and drilled.
- Perfect for Sculpture, doll making and prototypes
- Semi translucent finish

Super Sculpey Extra-Firm Sculpting compound

A Sculptor's dream

Many sculptors desire an extra firm clay that can be “carved” and used for projects that require fine details.

Meet Super Sculpey® Firm – the extra firm sculpting clay that is grey in colour, allowing sculptors to create fine details, and photographers to catch these fine points in film. Unique in both form and colour, this new sculpting clay will bring creative options to the sculpting world.

SS1Sculpt – 454 gms (1lb)



- Firm texture is perfect for sculpting fine details
- Grey colour makes clay easy to see and photograph
- Shatter and chip resistant
- Artist quality
- Paint to finish
- Non – Toxic

Modelling Clays

Super Sculpey® Ultralight™

New Sculpey Ultralight™ is the most exciting polymer clay launched in years!! This amazingly versatile clay is lightweight, but bakes so hard that it won't crack or break, even in larger pieces. Sculpey Ultralight™ can be used as a replacement for tin foil armatures, and as a filler for large jewellery beads. When rolled thin and baked, Sculpey Ultralight™ is flexible and perfect for paper crafts. After baking, Ultralight™ can be painted with 100% acrylic paints such as Lumiere or Neopaque by Jacquard, sanded, drilled and buffed. This awesome new clay will quickly become a perennial favourite.



PPLW2001 – 292gms (10.3 ozs) - Not yet available due May 2006

Modelling Clays

Sculpey III

Wonderfully Soft and Pliable Right From the Package
40 Vibrant Colours

Excellent for General Crafting of Jewellery, Figures, and Home Décor items
Packaged individually in 56gm (2oz) packages and a 30-piece Sampler assortment.

Sculpey III is a favourite Polymer Clay! This fun and easy to use modelling medium bakes to a smooth, matte finish in your home oven.

Characteristics: Conditioning is easy with Sculpey III: simply knead for a few seconds, and you're ready to create! This popular polymer maintains tooling and detailing beautifully. Once cured, Sculpey III bakes hard and takes on a matte, bisque type finish. Sculpey III can be easily mixed to form your own custom palette and can be mixed with other Polymers. Try it you'll love it!!!!

Curing: Sculpey III should be cured in a preheated 130 degree C (275 degree F) oven for 15 minutes per quarter inch of thickness. DO NOT MICROWAVE. If you're unsure whether your piece is adequately cured, try pressing the tip of a fingernail into the bottom of your piece after it has cooled; it will leave a mark but will not actually enter the clay.

Use: Use Sculpey III for compact figurines, jewellery, home decor and Millefiori canes. The sky is the limit with Sculpey III. Hint: Give Sculpey III items a high gloss shine by sanding them with 400 and then 600 grit wet/dry sandpaper. Sand under running water. Once finished, polish the your creation with a piece of denim fabric (or use a bench grinder to buff it with a muslin buffing wheel). If sanding and buffing aren't your choice, brush one or more light coats of Sculpey Glaze on the piece and allow to dry!

Storage: Sculpey polymer clay products should remain fresh if properly stored in a cool place.



					
SC001 White	SC010 Translucent	SC022 Green	SC033 Sweet Potato	SC042 Black	SC053 Chocolate
					
SC063 Blue	SC072 Yellow	SC083 Red	SC093 Beige	SC301 Tan	SC303 Dusty Rose
					
SC305 Teal	SC312 Lavender	SC322 Leaf Green	SC323 Emerald	SC352 Terracotta	SC393 Coral
					
SC501 Ivory	SC503 Hot Pink	SC505 Turquoise	SC513 Purple	SC515 Violet	SC521 Lime
					
SC523 Mint	SC533 Atomic Orange	SC573 Lemon	SC583 Red Hot Red	SC1004 Lilac Pearl	SC1008 Blue Pearl
					
SC1086 Gold	SC1101 Pearl	SC1102 Lt Pink Pearl	SC1103 Lt Blue Pearl	SC1130 Silver	

Sculpey III: 56g(2oz)

SC001 White	SC010 Translucent	SC022* Green	SC033 Sweet Potato
SC042 Black	SC053 Chocolate	SC063 Blue	SC072 Yellow
SC083 Red	SC093 Beige	SC301 Tan	SC303 Dusty Rose
SC305* Teal	SC312* Lavender	SC322 Leaf Green	SC323 Emerald
SC352* Terracotta	SC393* Coral	SC501 Ivory	SC503 Hot Pink
SC505 Turquoise	SC513 Purple	SC515 Violet	SC521 Lime
SC523* Mint	SC533 Atomic Orange	SC573 Lemon	SC583 Red Hot Red
SC1004* Lilac Pearl	SC1008 Blue Pearl	SC1086 Gold	SC1101 Pearl
SC1102 Lt Pink Pearl	SC1103 Lt Blue Pearl	SC1130 Silver	

New Colours – colour chips not yet available.

SC1207 Vanilla Crème	SC1209 Ballerina	SC1216 Spring Lilac	SC1221 Pale Pistachio
SC1274 Sunrise	SC1626 Moss	SC1628 String Bean	SC1629 Granny Smith
SC1634 Just Orange	SC1645 Elephant Grey	SC1655 Pottery	SC1657 Hazelnut
SC1668 Stonewash	SC1685 Tomato Red	SC1689 Sunset	SC566 French Blue

PPS3-30-1 – Sculpey III Multi Pack

Set contains ten 56gm (2oz.) bars of basic colours
Includes detailed instructions and project brochures.



Modelling Clays

Premo! Sculpey

- Firm, Smooth Texture.
- Artists' colour palette.
- Great for colour mixing!
- Extremely durable after baking.
- Perfect for millefiori
- **Available in 2 oz. bars and 1 lb. bars.**



Characteristics

Premo! Sculpey quickly reaches a workable state with minimal conditioning and remains soft and pliable while offering extra resistance without crumbling. It is available in 32 colours, including a lustrous Gold and Silver, and a series of pearlescent colours. Its artists' colour palette is modelled after oil paint colours and designed to make Colour mixing a snap. Mix Premo! Sculpey with other polymer clay colours, powders or pigments for interesting colours and textural effects.

Sculpting is a joy as it responds to the movements of your hand or tool and holds a sculpted line without "filling in." Jewellery makers will enjoy the ability of Premo! Sculpey to be used in their Millefiori.. Premo! Sculpey canes are best cut with a very sharp blade using a rocking motion. A little practice makes this technique second nature! And to top it off, creations made from Premo! Sculpey will be around for a long time, because it is formulated to be a strong and durable polymer clay. Premo! Sculpey is not brittle after baking. In thicker areas it is hard and rigid and in delicate areas "flexes" to reduce the risk of breakage. Whether you're a sculptor or craftsperson, beginner or professional we think you will love the benefits of Premo! Sculpey.

Curing

Premo! Sculpey should be cured at 130 degrees C (275 F) in a preheated oven for 30 minutes per quarter inch of thickness. **DO NOT MICROWAVE.** Once cured, the colours intensify and deepen.

































Use

Use Premo! Sculpey for jewellery, home decor, and sculpture. Doll makers may mix Translucent Premo! Sculpey with Super Sculpey for increased translucence and strength. Premo! Sculpey is very beneficial used as a "backing," providing greater strength and stability to the item being produced. The lustrous Gold and Silver colours make Premo! Sculpey perfect for jewellery.

Storage

Sculpey polymer clay products should remain fresh if properly stored in a cool place, away from heat and direct sunlight.

Premo Sculpey: 56g (2oz) block

			
PR5001 White	PR5018 Copper	PR5033 Orange	PR5042 Black
			
PR5053 Burnt Umber	PR5063 Cobalt Blue	PR5072 Zinc Yellow	PR5092 Beige
			
PR5093 Ecru	PR5101 Pearl	PR5129 Silver	PR5259 Red Pearl
			
PR5289 Blue Pearl	PR5299 Green Pearl	PR5303 Gold	PR5305 Sea Green
			
PR5310 Translucent	PR5323 Green	PR5382 Cadmium Red	PR5383 Alizarin Crimson
			
PR5392 Raw Sienna	PR5503 Fluorescent Pink	PR5504 Fuchsia	PR5505 Turquoise
			
PR5513 Purple	PR5515 Violet	PR5521 Fluorescent Green	PR5562 Ultramarine Blue
			
PR5572 Cadmium Yellow	PR5583 Fluorescent Red	PR5600 Fluorescent Yellow	PR5703 Glow in the Dark

Modelling Clays

Translucent Liquid Sculpey (T.L.S)

Available in 2 sizes

PPTLS02 – 56ml (2oz)

PPTLS08 – 185ml (8oz)



Translucent Liquid Sculpey (TLS) is liquid polymer clay, and it opens a whole new arena for artists and crafters alike! It is a bakable transfer medium for the new millennium! When artist's oil paints are mixed with it, it can be an enamel, a glaze, or a backfilling compound. When pigments or mica powders are mixed with it, it can be a stipple, a metallic glaze, or a grout for polymer clay mosaics. TLS is a fantastic transfer medium, also. It is a terrific adhesive agent. Its adhesive qualities are activated only after baking. It increases the clay-to-clay bond between raw layers of clay, and when adding raw layers to previously baked layers. Baking temperatures are similar to solid polymer clay, but translucence increases when the temperature is bumped to 150 degrees C for a

short period of time. This technique takes careful attention and a well-calibrated oven!

Uses:

- Make transfers from
- Offset printed images like magazines, etc.
- Black & white and colour photocopies
- Coloured pencil drawings
- Add oil paints to make a bakable painting and surface medium
- Add dry pigments to create glazes and colour washes
- Create stained glass effect sun catchers and window clings
- Use with polymer clays for
- A bakable adhesive
- Grout for mosaics
- Creating faux enamelling
- A translucent glazing and polishing medium

Example of Coloured Pencil Transfer Technique



1. Colour your design with colour Pencils



2. Paint on Liquid Sculpey and bake



3. After baking, wash off paper



4. Design has permanently transferred onto Liquid Sculpey! Use the flexible image to decorate clay items, or windows or for decoupage!

For further instructions see separate Liquid Sculpey Section.

Modelling Clays

Mouldmaker - Super Elasticlay and Polymer Clay Conditioner

- Extra soft and pliable right from the package
- Shapes around intricate details
- Use as mould with plaster of Paris



PPE08 – 227gram (8oz)

Make flexible one-sided moulds with Super Elasticlay MOLDMAKER. Mouldmaker is extra soft and pliable to shape around even the most intricate of detail. After baking, an Elasticlay mould is permanent and flexible. Pour in Plaster of Paris or use it with a talcum powder release as a push mould for polymer clay.

Repairs picture frames, sculptures or makes moulds of your favourite creations.

Additional Use: Acts as a great "clay softener" when mixed with stiff clays. To soften stiff clay, add small balls of the Super Elasticlay MOLDMAKER incrementally until the desired consistency is reached. Usually about 1% of the original volume will be enough to soften stiff clays.




1. Find a one sided item to make into a mould
2. Press the item into a ball of Mouldmaker Super Elasticlay
3. Carefully remove the molded item and bake the Elasticlay mold
4. Make duplicates of your impressions with Plaster of Paris (no release agent required). Then paint and decorate as desired
5. Or, use Elasticlay mould with talcum powder release and polymer clay. After moulding, trim and bake polymer clay impression. Then paint and decorate as desired

Modelling Clays

Sculpey Eraser Clay

- Shape and Bake...then Erase!
- Mould, sculpt, stamp, pattern, blend, cut... just like regular Sculpey clays!

Amazing Eraser Clay is the all-new oven-bake modelling clay that becomes a real eraser after it is baked in a regular oven for ten minutes. Amazing Eraser Clay can be moulded, sculpted, stamped or patterned, just like regular Sculpey clays, to create a vibrant collection of usable erasers.



Available in 2 oz. bars, a 6-piece sampler and an 8-piece sampler.



PPEC7010
White



PPEC7515
Grape



PPEC7033
Mango



PPEC7521
Lime



PPEC7053
Brown



PPEC7533
Orange



PPEC7503
Pink



PPEC7963
Blue



PPEC4040 – 8-piece set

Set includes eight colours of Amazing Eraser Clay in 2 oz. bars (Blue, Brown, Green, Orange, Pink, Purple, White, Yellow), sculpting tool, clay roller, and instructions.




PPEC4039 – 6-piece set

Set includes six colours of Amazing Eraser Clay in 1 oz. bars (Blue, Green, Orange, Pink, Purple, Yellow), sculpting tool, clay roller, and instructions.

Modelling Clays

Sculpey Bake 'N' Bend

- Shape & Bake...Twist & Bend... it Reacts Like Rubber!
- Mould, sculpt, stamp, pattern, blend, cut... just like regular Sculpey clays!
- Sculpey Super Flex Bake and Bend Modelling compound stays rubbery & flexible after baking!



Available in individual 56gram (2oz) bars or in 6 piece and 8 piece kits



SBB7001
White



SBB7092
Beige



SBB7042
Black



SBB7323
Green



SBB7063
Blue




SBB7534
Orange



SBB7072
Yellow



SBB7583
Red



PPFX4004 – 8-piece set

8 Colour Clamshell Pack. Set includes: Eight 56-gram bars in Beige, Black, Blue, Green, Orange, Red, White Yellow; & Clay Roller.



PPFX4048 – 6-piece set

6 Colour Pinwheel Pack. Set includes: Six 28 gram bars in Black, Blue, Green, Red, White, Yellow; Modelling Tool, & Clay Roller.

Characteristics

Now America's favourite polymer clay comes in a colourful version that stays "rubbery and flexible" after baking! Available in eight colours, Bake 'n' Bend is the Non-toxic modelling compound that will not dry out when exposed to air. It stays soft and pliable until baked in a regular oven. Once cool, Super Flex remains bendable and flexible, which makes it extremely durable and virtually indestructible.

Adults will love Super Flex for its incredible durability and range of craft uses, and it's perfect for kids because now they can Make, Bake and Play with their creations!

Curing

Sculpey Super Flex should be cured in a preheated 130 degree C (275 degrees F) oven for 20 minutes per quarter inch of thickness. DO NOT MICROWAVE.

Modelling Clays

Sculpey Glow-in-the-Dark

- Wonderfully Soft and Pliable Right From the Package
- Glows in its Own Colour
- Excellent for General Crafting of Jewellery, Figures, and Home Décor items



Green
SC422



Blue
SC465



Orange
SC433



Yellow
SC472

It's a breakthrough in nightglow technology! Four new Glow in the Dark Sculpey III colours that glow in their own colour! Green glows Green, Orange glows Orange, Blue glows Blue, etc. This set comes complete with 4 - 2oz. bars of glowing Sculpey III, a clay roller and full colour instructions for making a Galactic Nightglow Mobile! This fun and easy to use modelling medium bakes to a smooth, matte finish in your home oven.

Granitex

Granitex Sculpey III: 56g(2oz)

Characteristics

Granitex is the clay you can take for Granite! Tiny fibres mixed into the clay create this unusual stone like effect. Mixing will not alter the appearance of the clay; it will maintain the illusion.

This fabulous clay is easy to condition and tool. Granitex is available in eight subtle, pastel tones which can be painted with water base acrylics and dyes if desired. Try mixing a bit of Sculpey III into the Granitex to create your own tint.

Curing

Granitex should be cured in a preheated 275 degree F (130 degree C) oven for 15 minutes per quarter inch of thickness. **DO NOT MICROWAVE.**

Use

Granitex can be used to make figurines, jewellery, and home decor. Miniaturists have found it very useful in making architectural detailing.

Hint: Use Blue Granitex to imitate Denim for clothing on figures. Cover an inexpensive glass vessel with Granitex and decorate it with Sculpey III flowers, birds, fruit, etc.

Rubber stamp Granitex with permanent pigments to create jewellery, plaques, paperweights, and home décor items. Kids enjoy customizing their light switch covers, and Granitex is a great partner with charms, moulds and small sculptures.


Storage

Sculpey polymer clay products should remain fresh if properly stored in a cool place, away from heat and direct sunlight.

Packaging

Granitex is packaged individually in 2-ounce packages and in a Sample Pack of eight 1-ounce pieces.

Granitex 56gram (2oz)



SCG3001 – Brown



SCG3002 – Green



SCG3003 – Orange



SCG3004 – Blue



SCG3005 – Red



SCG3006 – Violet



SCG3007 – Black



























SCG3008 - Turquoise









Modelling Clays

Fimo Classic 63g

Eberhard Faber's tried and tested FIMO is now called FIMO CLASSIC. Its consistency is the same as ever, is ideal for detailed, filigree modelling. They have maximised the mix-ability of the colours - the 24 basic colours can be blended to create over 100 brilliant new shades. The new-segmented block enables the exact shade to be obtained when mixing a colour. The finished objects are hardened in the oven for 30 mins. at 130°C (265°F)

 F8000-0 White	 F8000-00 Transparent	 F8000-02 Champagne
 F8000-05 Pearl	 F8000-1 Yellow	 F8000-15 Golden Yellow
 F8000-17 Ochre	 F8000-2 Red	 F8000-21 Magenta
 F8000-23 Bordeaux	 F8000-29 Carmine	 F8000-32 Light Turquoise
 F8000-33 Brilliant Blue	 F8000-34 Navy Blue	 F8000-37 Blue
 F8000-38 Turquoise	 F8000-4 Orange	 F8000-43 Flesh
 F8000-45 Dark Flesh	 F8000-5 Green	 F8000-57 Leaf Green
 F8000-6 Violet	 F8000-77 Terracotta	 F8000-9 Black

Fimo Classic 350g

 F8001-0 White	 F8001-00 Transparent
 F8001-43 Flesh	 F8001-2 Red
 F8001-37 Blue	 F8001-15 Golden Yellow
 F8001-9 Black	



Fimo Soft 58g

FIMO Soft is available in 24 basic and 24 special-effect colours. FIMO Soft is easy to knead and thus instantly workable. It can also be combined with FIMO Classic. Finished objects are hardened in the oven for 30 mins. At 130°C (265°F)



 F8020-0 White	 F8020-04 Night Glow	 F8020-10 Lemon
 F8020-16 Yellow	 F8020-22 Raspberry	 F8020-24 Indian Red
 F8020-26 Cherry Red	 F8020-33 Brilliant Blue	 F8020-35 Royal Blue
 F8020-37 Blue	 F8020-39 Mint	 F8020-42 Tangerine
 F8020-43 Flesh	 F8020-45 Flesh	 F8020-50 Apple Green
 F8020-53 Tropical	 F8020-56 Emerald	 F8020-61 Purple
 F8020-62 Lavender	 F8020-63 Plum	 F8020-7 Caramel
 F8020-70 Sahara	 F8020-75 Cocoa	 F8020-76 Cognac
 F8020-80 Dolphin Grey		 F8020-9 Black

Modelling Clays

Fimo Soft Accents 58g

FIMO Soft is available in 24 basic and 24 special-effect colours. FIMO Soft is easy to knead and thus instantly workable. It can also be combined with FIMO Classic.

Finished objects are hardened in the oven for 30 mins. at 130°C (265°F)

Day Glow



F8020-101 Day-glow Yellow



F8020-401 Day-glow Orange



F8020-601 Day-glow Violet



F8020-201 Day-glow Pink



F8020-501 Day-glow Green

Metallic




F8020-052 Metallic White



F8020-202 Metallic Red



F8020-502 Metallic Green




F8020-011 No 11 Gold



F8020-81 No 81 Silver



F8020-112 – Metallic Gold



F8020-302 Metallic Blue



F8020-812 Metallic Silver



F8020-27 Copper

Transparent



F8020-014 Translucent



F8020-204 Translucent Red



F8020-404 Translucent Orange



F8020-604 Translucent Purple



F8020-104 Translucent Yellow



F8020-374 Translucent Blue



F8020-504 Translucent Green

Stone colours



F8020-003 Stone Marble



F8020-703 Stone Jasper



F8020-503 Stone Jade



F8020-803 Stone Granite



Fimo Sculpting Clays

F8029-03 – Puppen Fimo 500g– Porcelain

F8029-43 – Puppen Fimo 500g– Rose

F8029-44 – Puppen Fimo 500g - Natural

F8026 - Mix Quik rejuvenating medium 100gram

F8050-00BK Fimo 50ml Liquid Gel

Modelling Clays

Dukit "New Zealand's Own"

Available in **50g blocks**
250g bricks

Dukit cures/hardens in a preheated household oven (**DO NOT USE A MICROWAVE**) at 125 deg C (260 deg F) for 10 to 20 minutes. High temperatures can scorch and discolour. Low temperatures do not cure properly but when baking thick items, to avoid cracking, they are best started at a low temperature and slowly brought up to the full curing temperature. Oven temperatures can vary it is advised that you bake a test piece first or use an oven thermometer.

50 gram order No's

	DK01 - Red		DK02 - Scarlet		DK03 - Orang
	DK04 - Yellow		DK05 - Light Green		DK06 - Turquoise
	DK07 - Blue		DK08 - Violet		DK09 - Purple
	DK10 - Fluoro Pink		DK11 - Fluoro Red		DK12 - Fluoro Yellow
	DK13 - Fluoro Green		DK14 - Dark Brown		DK15 - Light Brown
	DK16 - Light Yellow		DK17 - Navy Blue		DK18 - Gold
	DK19 - Pearl		DK20 - Light Blue		DK21 - Leaf Green
	DK22 - Flesh		DK23 - Translucent		DK24 - Black
	DK25 - White				

250 gram order No's

	DK01LG - Red		DK02LG - Scarlet		DK03LG - Orange
	DK04LG - Yellow		DK05LG - Light Green		DK06LG - Turquoise
	DK07LG - Blue		DK08LG - Violet		DK09LG - Purple
	DK10LG - Fluoro Pink		DK11LG - Fluoro Red		DK12LG - Fluoro Yellow
	DK13LG - Fluoro Green		DK14LG - Dark Brown		DK15LG - Light Brown
	DK16LG - Light Yellow		DK17LG - Navy Blue		DK18LG - Gold
	DK19LG - Pearl		DK20LG - Light Blue		DK21LG - Mid Green
	DK22LG - Flesh		DK23 LG - Translucent		DK24LG - Black
	DK25LG - White				

