

# Jacquard Airbrush Colours

**Jacquard Airbrush Colours** are artist quality, water-based paints specifically formulated for airbrushing onto a variety of surfaces. The colours come in Transparent, Opaque and Metallic and are all intermixable. They are for use on all surfaces, including fabric, leather, wood, plastic, and metal! Also available for use with the Airbrush Colours is the **Airbrush Clear Varnish**. The varnish can be used as a topcoat when added durability is desired on nonporous surfaces.

118ml (4 oz) jar Code JPAB1

236ml (8-ounce) jar Code JPAB2

The Opaque and Transparent Black and White are also available in a 473ml (16-ounce) jar Code JPAB3








**PLEASE NOTE: Larger sizes currently by INDENT ONLY**

At this point in time we are only stocking the exciter packs of airbrush colours




-  100 Transparent Yellow
-  102 Transparent Blue
-  104 Transparent Violet
-  106 Transparent Black

-  101 Transparent Red
-  103 Transparent Green
-  105 Transparent Brown
-  107 Transparent White

-  200 Opaque Yellow
-  202 Opaque Blue
-  204 Opaque Violet
-  206 Opaque Black

-  201 Opaque Red
-  203 Opaque Green
-  205 Opaque Sepia
-  207 Opaque White

-  300 Metallic Yellow
-  302 Metallic Blue
-  304 Metallic Solar Gold
-  306 Metallic Copper

-  301 Metallic Red
-  303 Metallic True Gold
-  305 Metallic Silver
-  307 Metallic White

## Exciter Packs:

Each of the colour lines, Transparent, Opaque, and Metallic, are also available in an exciter pack that consists of one half ounce bottle of each of the eight colours and one half ounce bottle of varnish. This is a great way to sample all of the colours at an economical price! The Airbrush Exciters contains information and instructions in English, Spanish, French and German.



JPAC9935 – Airbrush colours – Opaque

JPAC9936 – Airbrush colours – Metallic

JPAC9937 – Airbrush Colours - Transparent

Zigzag Polymer Clay Supplies Printed Catalogue and Information sheets

8 Cherry Place, Casebrook, Christchurch 8051, New Zealand

Ph: 03-359-2989 Fax: 03-359-6394 Email: [sales@zigzag.co.nz](mailto:sales@zigzag.co.nz) Web: [www.zigzag.co.nz](http://www.zigzag.co.nz)

For a printable pricelist and order form please contact Zigzag Polymer Clay Supplies.

Disclaimer: Not all items may be currently in stock. These catalogues are a guideline of the items we carry. Please contact us directly if you cannot find the item in our online store.

# Jacquard Airbrush Colours

## Instructions

**Surface Preparation:** All surfaces must be clean. Leathers and fabrics must be washed to remove dirt, waxes, sizings and conditioners. Non-porous surfaces, like metal and plastic, may require light sanding. Bare metal may require a primer. For durability, on hard surfaces, topcoat with the varnish.

**Application:** Apply in light even coats. Avoid over-saturating the surface. Use approximately 40 psi and nib size should be no less than 0.5 mm. Paints are intermixable to get a full range of colours. Heat set paint with heat gun on hard surfaces. For fabric, heat set with a dry iron at appropriate setting for fabric for 30 seconds.

**Varnish Instructions:(Optional)** After airbrush paint has completely dried, spray varnish in a light even coat. Repeat, if desired, after first coat has thoroughly dried.

## Tips for Airbrushing

- Before starting on your piece, check to make sure all of your equipment is working properly. Check for bent needle or tip and replace if necessary. Make sure that the compressor is functioning correctly and you have the air pressure adjusted to where you want it.
- Be sure you are using the correct size tip, especially with the Metallic Colours.
- Don't let colours sit too long in the airbrush without use, causing paint to dry in the airbrush.
- Place caps on bottles when not in use so they do not dry out.
- Dilute Colours with water to thin paints slightly.
- Be sure to clean your equipment thoroughly when you are finished.
- Transparent Colours are best on white and light coloured surfaces.
- Opaque and Metallic Colours work on either light or dark surfaces.